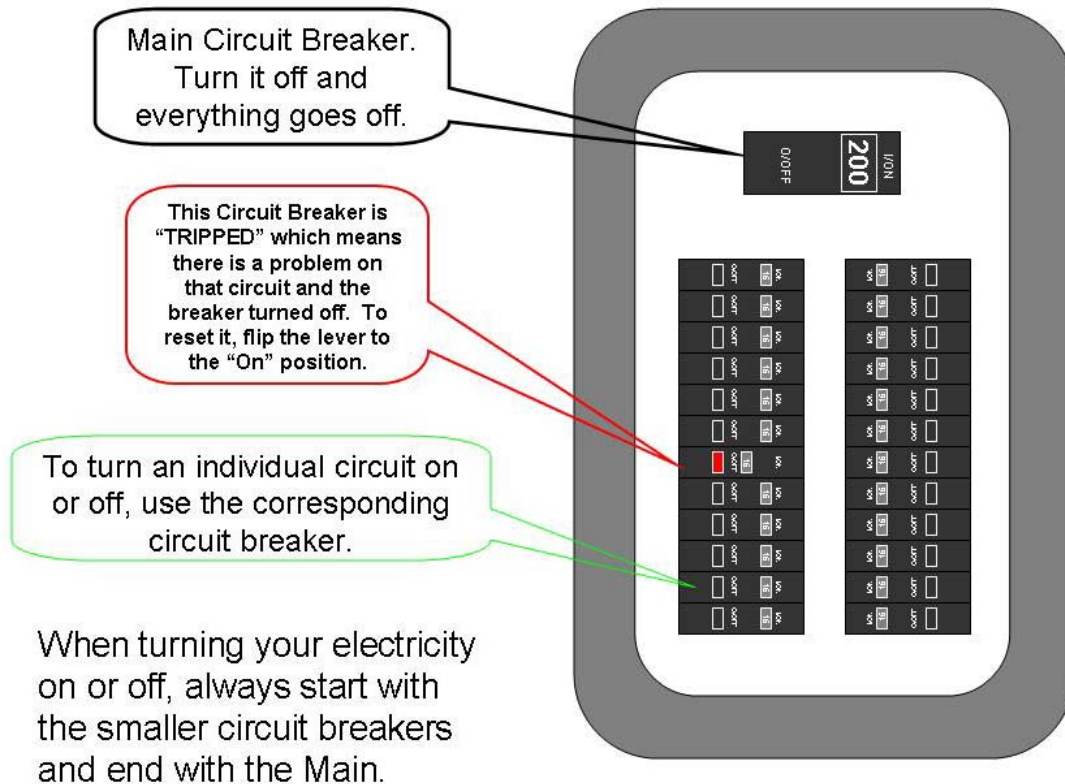


Utilities

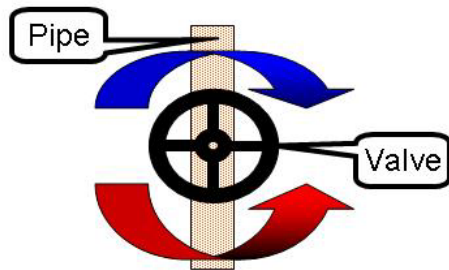
Learn how to shut off utilities (Electric, Gas, Water)

- You might be able to contact your local utility service provides and arrange to have a demonstration on how to turn off your utility service.
- **Electric:** FOR YOUR SAFETY: Always shut off all the individual circuits before shutting off the main circuit breaker. Never remove the large main cover from the circuit panel as you run the risk of being electrocuted.



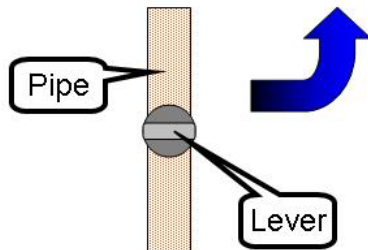
Utilities

- **Gas:** If you smell gas or hear a blowing or hissing noise, open a window and get everyone out quickly. Do not use an open flame (candle, match, etc., investigate), only use a flashlight. Turn off the gas from the outside main valve if you can, and call the fire department or the gas company from a neighbor's home. Do not re-enter your home until you are told it is safe to do so. **CAUTION – IF YOU TURN OFF THE GAS FOR ANY REASON, A QUALIFIED PROFESSIONAL MUST TURN IT BACK ON. NEVER ATTEMPT TO TURN THE GAS BACK ON YOURSELF.**

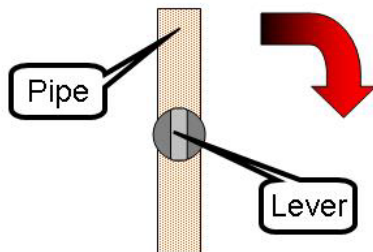


To Turn Off Gas: Turn the handle
Clockwise (rightie-tightie)

To Turn On Gas: Turn the handle
Counter-Clockwise (leftie-loosie)



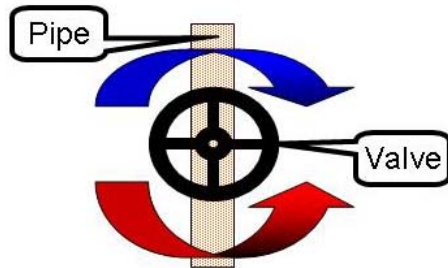
To Turn off Gas: Twist and
align the handle/lever against
the pipe (Perpendicular).



To Turn On Gas: Twist
and align the handle/lever
against the pipe (Parallel).

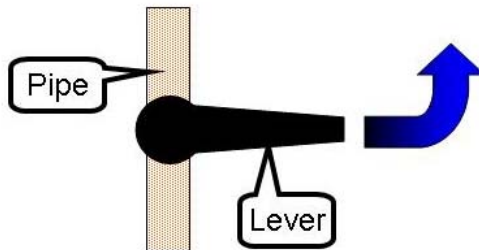
Utilities

- **Water:** Locate the main water valve, often near the wall in a basement or garage. Label it for quick and easy identification. If you need to turn the water off, turn the valve clockwise until it stops (if it is a lever, move/turn the lever so it is perpendicular with the pipe.) To turn it back on, turn the valve counter-clockwise (if it is a lever, move/turn the lever so it is parallel with the pipe.)

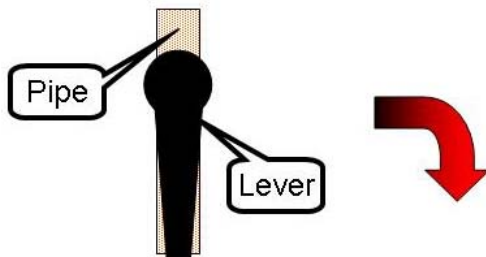


To Turn Off Water: Turn the handle Clockwise (rightie-tightie)

To Turn On Water: Turn the handle Counter-Clockwise (leftie-loosie)



To Turn off Water: Twist and align the handle/lever against the pipe (Perpendicular).



To Turn On Water: Twist and align the handle/lever against the pipe (Parallel).